
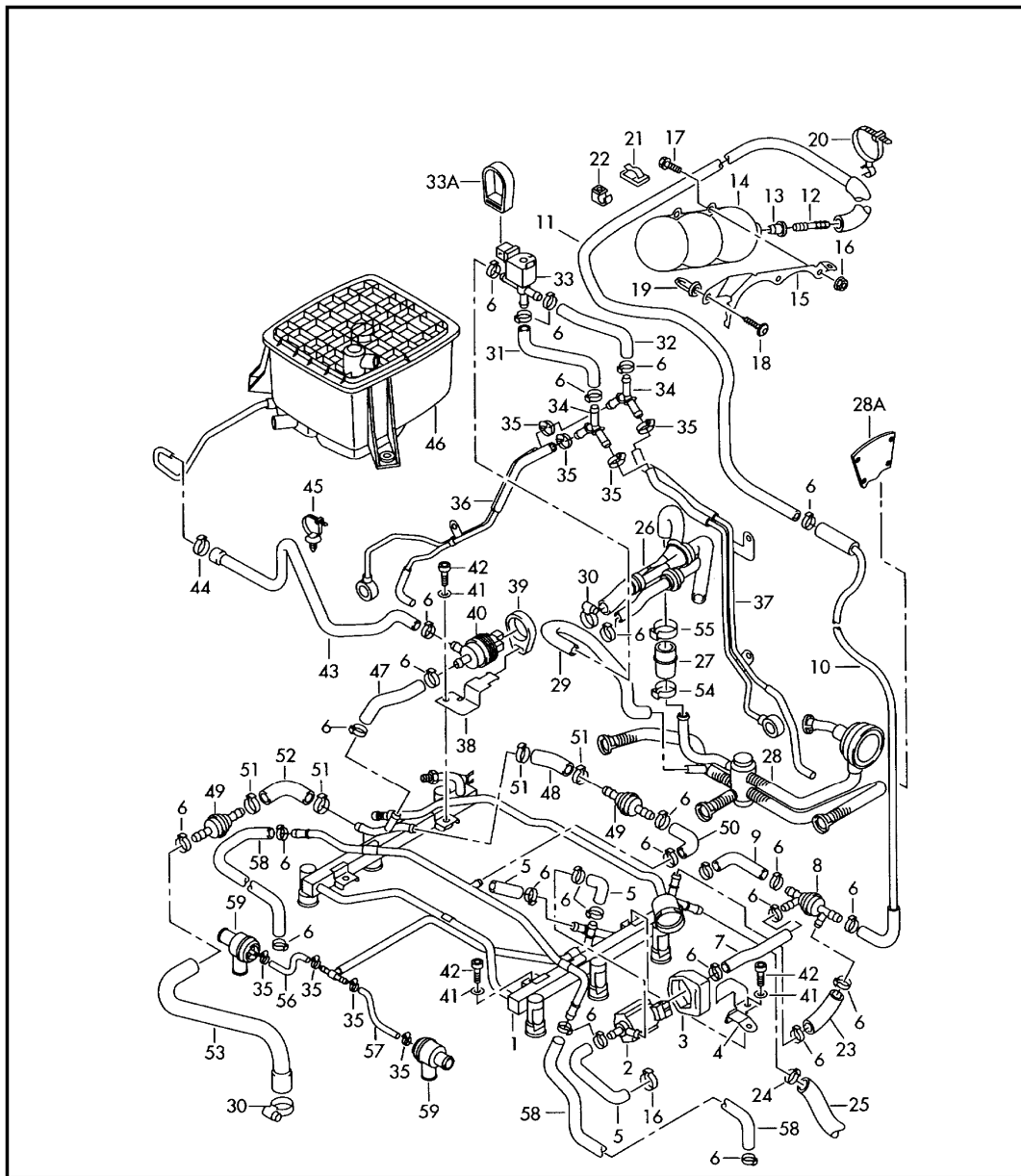



Model	Year	MG	SG	Illustration	Restrictions	UPD	15:33	19.03.2009		ETKA
A4Q	2002	1	33	133-87	>> 8D-2-010 000	713	USA			



Pos	Part Number	Name	Remarks	Qty	Model
		vacuum system	2,7ltr.		6 cylinder; automatic: APB
1	078 133 681 AR	fuel line see illustration:	133-93	1	
2	078 906 283 A	solenoid valve		1	
3	06A 145 726 A	bracket		1	
4	078 145 726 E	bracket rework if necessary		1	
5	078 145 742 BJ	hose		2	
6	N 102 334 01	clamp	16, 2X7X0,6	X	
7	078 145 742 BL	hose		1	
(8)	078 611 933 B	check valve F >> 8D-1-053 000*		1	
9	078 145 742 BM	hose		1	
10	078 145 733 B	tube-/hose line F >> 8D-1-053 000*		1	
(10)	078 145 733 G	tube-/hose line F 8D-1-053 001>>*	with: 078 611 933 B	1 1	
11	4B0 201 935 J	tube-/hose line F >> 8D-1-053 000*		1	
(11)	4B0 201 935 N	tube-/hose line F 8D-1-053 001>>*		1	
12	077 133 382	connecting pipe	8/6	1	
13	431 820 667	grommet		1	
14	443 131 541	vacuum tank		1	
15	078 129 814 G	bracket for damper		1	
16	N 905 921 01	hex. nut	M5	2	
17	N 090 116 2	bolt, hex. hd. (combi.)	M5X15	2	
18	N 907 750 01	hexagon socket head panel bolt	4,8X16	2	
19	N 908 214 01	expanding nut	4,8X19,6	2	
20	443 957 818 C	cable tie with hose retainer	7X273-8	1	
(20)	N 020 902 2	tie wrap	3,6X246	1	

Model	Year	MG	SG	Illustration	Restrictions	UPD	15:33	19.03.2009		ETKA
A4Q	2002	1	33	133-87	>> 8D-2-010 000	713	USA			

Pos	Part Number	Name	Remarks	Qty	Model	Pos	Part Number	Name	Remarks	Qty	Model
21	000 971 010 A	retaining plate for cable binder (adhesive)	27X27MM	X		45	N 906 661 01	tie wrap f. hole/sheet metal thickness:	4,5X200 6,5 / 0,3-3	X	
		also use:	N 020 902 2	X		46		see illustration:	201-96		
22	4D0 201 278 Q	clip	3 point	1		47	078 133 784 AT	angled hose		1	
-	N 103 035 04	hose in coils of 5m 'order qty. 5'	7,3X3,5	*		48	078 133 784 BR	angled hose		1	
23		shorten to:	40MM	1		49	078 905 291 B	check valve	green	2	
24	N 103 100 01	retaining clip	11,9X7X0,6	X		50	078 133 784 BQ	angled hose		1	
25		see illustration:	131-12			51	N 100 980 01	clamp	18,5X7X0,60	X	
27	034 103 247 G	valve housing		1		52	078 133 784 BP	angled hose		1	
28	078 103 235 G	vent hose F >> 8D-1-053 000*		1		53	078 133 784 AQ	angled hose		1	
(28)	078 103 235 R	vent hose F 8D-1-053 001>>*		1		54	N 102 556 01	retaining clip	23,5X7X0,6	1	
29	078 133 521 J	hose		1		55	N 904 425 01	clip	32X10X0,8	1	
30	N 102 582 01	clamp	12-22X9X0,4	X		56	078 145 742 AT	hose		1	
31	078 145 742 BD	hose		1		-	059 130 329	hose in coils of 5m 'order qty. 5'	3,5X1,9	*	
32	078 145 742 AQ	hose		1		57		shorten to:	140MM	1	
33	078 906 283 B	solenoid valve		1		58	078 133 643 E	connecting hose		2	
33A	078 906 287 D	rubber support ring		1							
34	078 133 381 B	y-piece	5,5X3X3	2							
35	N 024 528 1	clamp	8-12X8X0,4	1							
36		see illustration:	145-78								
37		see illustration:	145-78								
38	078 133 519 D	bracket		1							
39	078 133 519	rubber support ring		1							
40	078 133 517 H	valve		1							
41	N 015 276 1	washer	6X12X1,6	4							
42	N 014 702 10	bolt, with hex. socket hd.	M6X15	4							
44	N 101 976 01	retaining clip	19,8X7X0,60	X							