
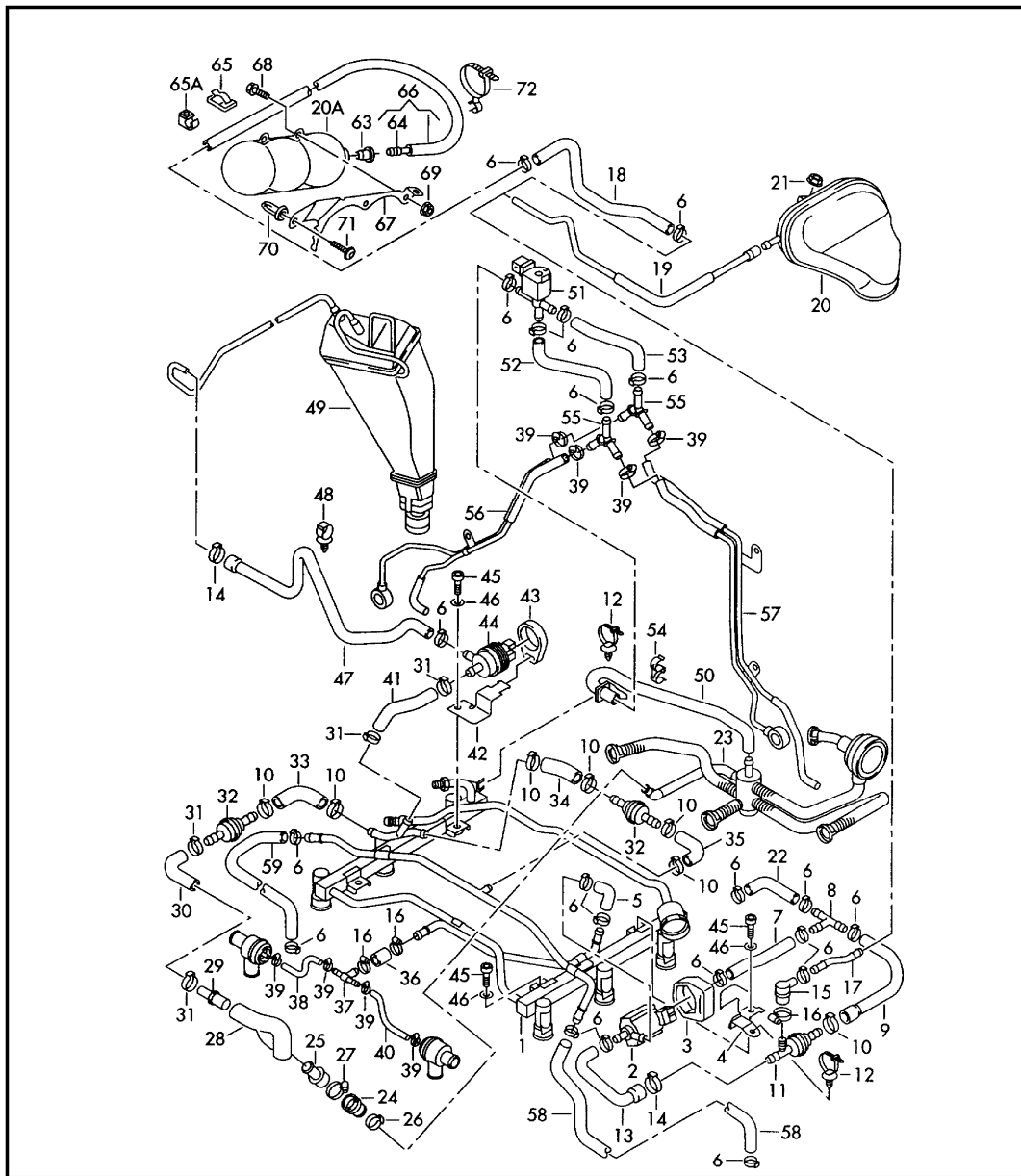



Model	Year	MG	SG	Illustration	Restrictions	UPD	15:32	19.03.2009		ETKA
A4Q	2002	1	33	133-85	>> 8D-2-010 000	713	USA			



Pos	Part Number	Name	Remarks	Qty	Model
		vacuum system activated carbon filter system	2,7ltr.		6 cylinder: manual- transmiss: APB
1	078 133 681 AK	fuel line see illustration:	133-93	1	
2	078 906 283 A	solenoid valve		1	
3	06A 145 726 A	bracket		1	
4	078 145 726 E	bracket		1	
5	078 145 742 K	hose		1	
6	N 102 334 01	clamp	16,2X7X0,6	X	
7	078 145 742 M	hose F	>> 8D-1-053 000*	1	
(7)	078 145 742 BL	hose F 8D-1-053 001>>*		1	
8	044 127 563 A	t-piece		1	
9	078 145 742 S	hose		1	
10	N 100 980 01	clamp	18,5X7X0,60	X	
(11)	171 611 933	check valve	13/5/5/9-13/12 also use: 056 129 777	1 2	
-	056 129 777	cap	4MM	X	
12	N 906 661 01	tie wrap f. hole/sheet metal thickness:	4,5X200 6,5 / 0,3-3,0	X	
13	078 145 742 J	hose		1	
14	N 101 976 01	retaining clip	19,8X7X0,60	X	
15	191 133 784 A	angled hose	12,3/7,5MM	1	
16	N 102 582 01	clamp	12-22X9X0,4	X	
17	078 145 741	tube		1	
20A	443 131 541	vacuum tank		1	
22	078 145 742 T	hose		1	
23	078 103 235 B	vent hose F	>> 8D-1-053 000*	1	
(23)	078 103 235 R	vent hose F 8D-1-053 001>>*		1 1	

Model	Year	MG	SG	Illustration	Restrictions	UPD	15:32	19.03.2009		ETKA
A4Q	2002	1	33	133-85	>> 8D-2-010 000	713	USA			

Pos	Part Number	Name	Remarks	Qty	Model	Pos	Part Number	Name	Remarks	Qty	Model
-	078 133 377 C	insulating hose for vehicle use in cold countries	130X85	1		45	N 014 702 10	bolt, with hex. socket hd.	M6X15	1	
24	034 103 247 G	valve housing		1		46	N 015 276 1	washer	6X12X1,6	1	
25	035 103 245 A	bleeder valve		1		48	N 906 661 01	tie wrap f. hole/sheet metal thickness:	4,5X200 6,5 / 0,3-3,0	X	
26	N 102 556 01	retaining clip	23,5X7X0,6	1		49		see illustration:	201-95		
27	N 102 581 01	clamp	23-35X9X0,5	1		50	078 133 521 D	hose		1	
28	078 133 784 AJ F	angled hose >> 8D-1-053 000*		1		51	078 906 283 B	solenoid valve		1	
(28)	078 133 784 BG F	angled hose 8D-1-053 001>>*		1		52	078 145 742 C	hose		1	
29	078 133 587	adapter	14X9	1		53	078 145 742 B	hose		1	
30	078 133 784 AH	angled hose		1		54	048 133 689 E	bracket	2 point	1	
31	N 102 334 01	clamp	16,2X7X0,6	X		55	078 133 381 B	y-piece	5,5X3X3	2	
32	078 905 291 B	check valve	green	2		56		see illustration:	145-77		
33	078 133 784 BP	angled hose		1		57		see illustration:	145-77		
34	078 133 784 BR	angled hose		1		58	078 133 643 E	connecting hose	left	1	
35	078 133 784 BQ	angled hose		1		59	078 133 644 A	connecting hose	right	1	
-	N 103 035 04	hose in coils of 5m 'order qty. 5'	7,3X3,5	*		63	431 820 667	grommet		1	
36		shorten to:	40 MM	1		64	077 133 382	connecting pipe	8/6	1	
37	078 129 737 A	t-piece		1		65	000 971 010 A	retaining plate for cable binder (adhesive)	27X27MM	1	
38	078 145 742 AT	hose		1				also use:	N 020 902 2	X	
39	N 024 528 1	clamp	8-12X8X0,4	X		65A	4D0 201 278 Q	clip	3 point	1	
-	059 130 329	hose in coils of 5m 'order qty. 5'	3,5X1,9	*		(66)	4B0 201 935 E	tube-/hose line		1	
40		shorten to:	140 MM	1		67	078 129 814 G	bracket for damper		1	
41	078 133 784 AD	angled hose		1		68	N 090 116 2	bolt, hex. hd. (combi.)	M5X15	2	
42	078 133 519 A	bracket		1		69	N 905 921 01	hex. nut	M5	2	
43	078 133 519	rubber support ring		1		70	N 908 214 01	expanding nut	4,8X19,6	2	
44	078 133 517 H	valve		1		71	N 907 750 01	hexagon socket head panel bolt	4,8X16	2	
						(71)	N 020 902 2	tie wrap	3,6X246	X	
						72	443 957 818 C	cable tie with hose retainer	7X273-8	1	